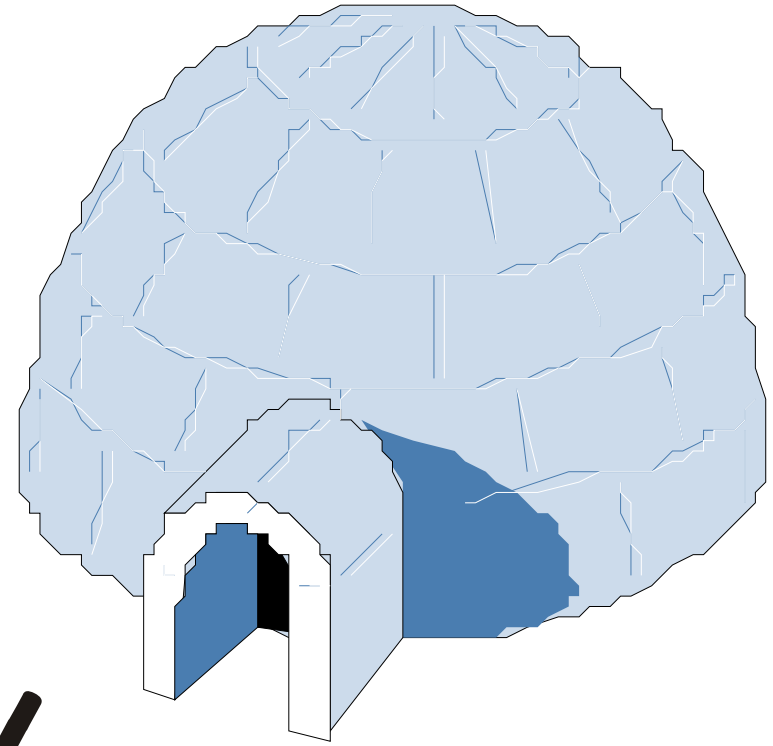



iglesia

Lámina 7. Iglesia.



Caracoleando. Ejercicios de refuerzo de la lecto-escritura.



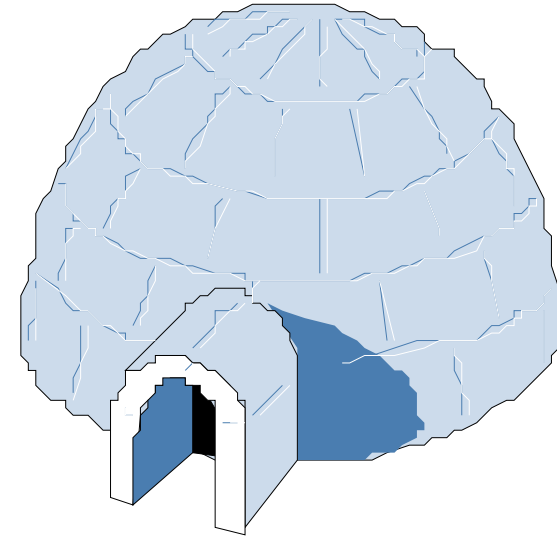
igliú

Lámina 8. Iglú.

Caracoleando. Ejercicios de refuerzo de la lecto-escritura.




iglesia



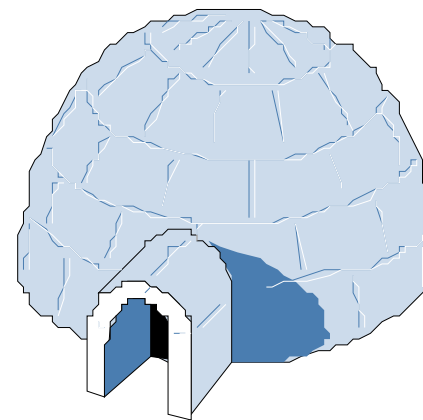
iglú



iglesia



indio



iglu

i i a

i o

i i a


i o a

e i

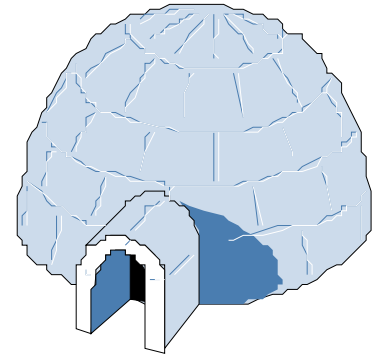
u i o




iglesia


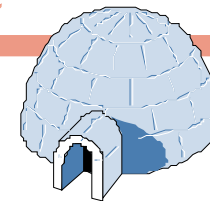



iglú




indio





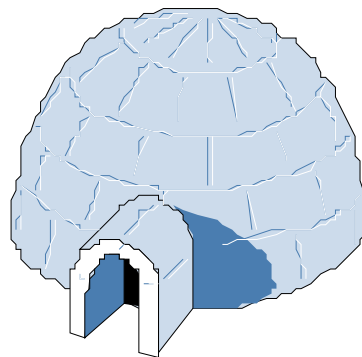
i	e	i	e	i
o	u	i	e	e
i	a	i	i	a
u	a	i	a	e
i	a	a	i	i



indio

iglesia

iglú



iglesia


indio

araña



i i i i i i


I i I i I i



indio

Lámina 9. Indio.

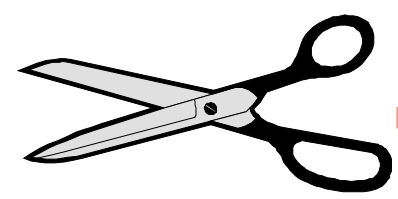
Caracoleando. Ejercicios de refuerzo de la lecto-escritura.



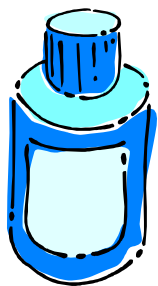
i güi 

o ve ja 


 ca sa



igluí



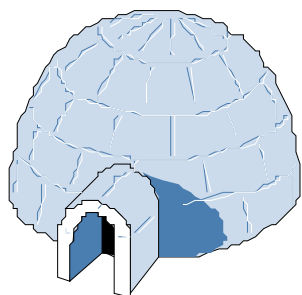
A large, empty rectangular box with a thin black border, intended for writing or drawing.




.....nd.....o



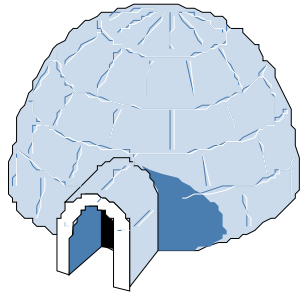
.....rb.....l



.....glú



.....vej.....



iglú

.....glú


.....glú



indio

.....ndio



.....nd.....o



iglesia

.....glesia

.....gles.....a



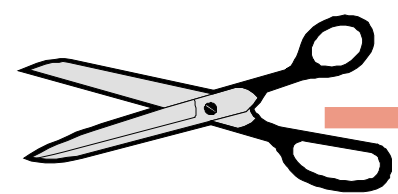
indio



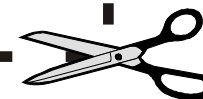

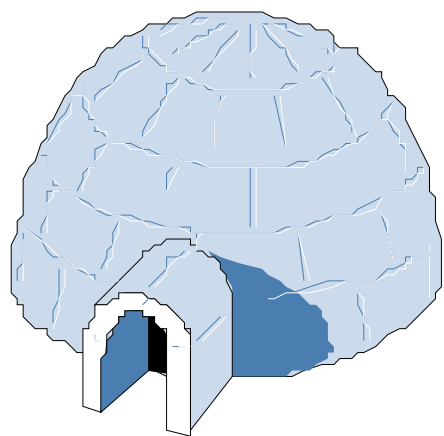
iglu


iglesia





Para recortar y pegar
en la página siguiente





Para pegar los dibujos
de la página anterior

indio

iglesia


iglu

A series of dashed lines forming three rectangular boxes, intended for pasting drawings. The boxes are arranged horizontally and are separated by small gaps. Each box is defined by a top dashed line, a bottom dashed line, and two vertical dashed lines on the sides.



i o a i a o

I i O o A a I i



Para colorear

isla

